


53110100	<b>DATA SHEET</b>	
Valid from: 15.03.2023	<b>TERMINAL BOX</b>	


Traditional enclosure with cover in screwed version. Very high compatibility in size for industrial field.

Characteristics:

- Enclosure, Screw open-close type
- Plastic mounting panel for all enclosure sizes
- Grey or clear cover
- Hole diameter for screws in mounting panel: 3,5 mm



Creator: HYDO1/PDP Released: DAMU1/PDP	Document: DB53110100EN Version: 03	Page 1 of 4
---	---------------------------------------	-------------

53110100	<b>DATA SHEET</b>	
Valid from: 15.03.2023	<b>TERMINAL BOX</b>	

**Component parts:**

Enclosure	Polycarbonat
Cover	Polycarbonat
Mounting panel (separate order)	ABS

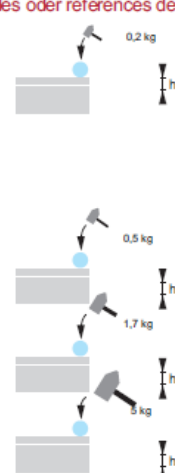
**Technical features:**

Colour	grey / RAL 7035
Cover	grey or clear
IP protection	IP 67
Shock resistance	IK 08
Temperature range	-40°C up to +85°C

**Approval:**




File Nr. E178096  
(Test in acc. to UL508A)

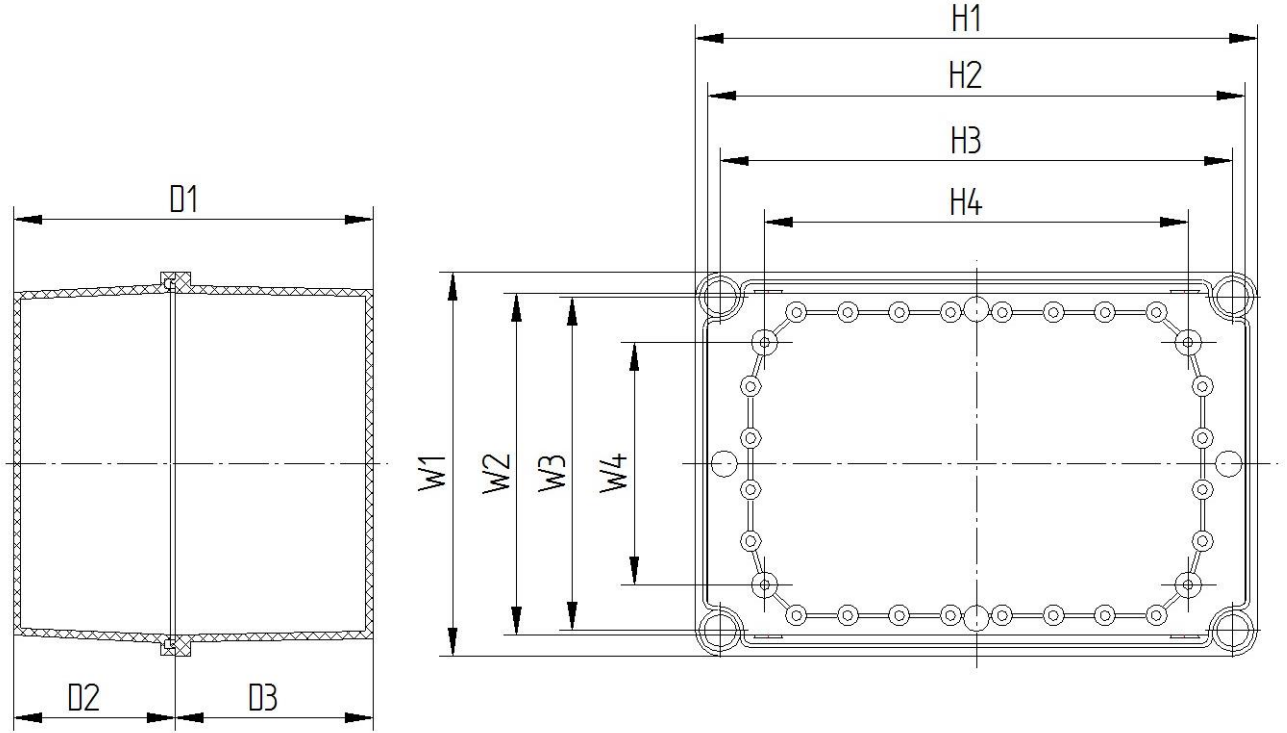
IK code, EN 50102		
IK-marking consists of 2 codes (Bsp. IK 06).		
2 codes oder references degree of protection against mechanical wear & tear.		
		
	0,2 kg	
	h	
	0,5 kg	
	h	
	1,7 kg	
	h	
	3 kg	
	h	
	h (cm)	Energy (J)
01	7,5	0,15
02	10	0,20
03	17,5	0,35
04	25	0,50
05	35	0,70
06	20	1
07	40	2
08	29,5	5
09	20	10
10	40	20

For more information please see our current catalogue.

Creator: HYDO1/PDP Released: DAMU1/PDP	Document: DB53110100EN Version: 03	Page 2 of 4
---	---------------------------------------	-------------

53110100	<b>DATA SHEET</b>	
Valid from: 15.03.2023	<b>TERMINAL BOX</b>	

**TERMINAL BOX**



size	H1 [mm]	H2 [mm]	H3 [mm]	H4 [mm]	W1 [mm]	W2 [mm]	W3 [mm]	W4 [mm]	D1 [mm]	D2 [mm]	D3 [mm]	Part No.	
												cover grey	cover clear
190 x 190 x 130	190	174	165	120	190	174	165	120	128	30	98	53110100	53110101
280 x 190 x 130	280	266	255	210	190	170	165	120	128	30	98	53110102	53110103
280 x 190 x 180	280	266	255	210	190	170	165	120	178	80	98	53110104	53110105
280 x 190 x 230	280	266	255	210	190	170	165	120	228	80	148	53110106	53110107
280 x 280 x 130	280	260	255	210	280	260	255	210	128	30	98	53110108	53110109
340 x 280 x 130	341	320	316	270	280	260	256	210	130	30	100	53110110	53110111
380 x 190 x 130	382	366	355	310	192	172	165	120	128	30	98	53110112	53110113
380 x 190 x 180	382	366	355	310	192	172	165	120	178	80	98	53110114	53110115
380 x 190 x 230	382	366	355	310	192	172	165	120	228	80	148	53110116	53110117
380 x 280 x 130	380	359	355	310	280	259	255	210	128	30	98	53110118	53110119
380 x 280 x 180	380	359	355	310	280	259	255	210	178	80	98	53110120	53110121
380 x 280 x 230	380	359	355	310	280	259	255	210	228	80	148	53110122	53110123
560 x 280 x 130	560	540	535	490	280	260	255	220	128	30	98	53110124	53110125
560 x 380 x 180	560	540	535	490	380	360	355	311	178	30	148	53110126	53110127

53110100	<b>DATA SHEET</b>	
Valid from: 15.03.2023	<b>TERMINAL BOX</b>	

<b>Mounting Panel</b>		
<b>Suitable for:</b>	<b>size [mm]</b>	<b>part. No.</b>
53110100	160 x 160 x 4,0	53110140
53110101		
53110102	252 x 161 x 3,4	53110141
53110103		
53110104		
53110105		
53110106		
53110107		
53110108	267 x 267 x 3,3	53110142
53110109		
53110110	240 x 300 x 4,0	53110143
53110111		
53110112	155 x 355 x 4,0	53110144
53110113		
53110114		
53110115		
53110116		
53110117		
53110118	351 x 251 x 4,3	53110145
53110119		
53110120		
53110121		
53110122		
53110123		
53110124	267 x 267 x 3,3	53110142 (2x)
53110125		
53110126	351 x 251 x 4,3	53110145 (2x)
53110127		

Creator: HYDO1/PDP Released: DAMU1/PDP	Document: DB53110100EN Version: 03	Page 4 of 4
---	---------------------------------------	-------------