


22260889	DATA SHEET	
Valid from: 12.09.2019	AB-C5-M12FSB-PG11-SH-AU	

Product description

connector for bus-systems, straight socket, 5-pos., shielded, M12, B-coded, gold-plated, screw connection, metal knurl, Pg11



General properties

Ambient temperature	-40 to +80 °C (-40 to +176 °F)
Protection degree	IP 67
Number of contacts	5
Outer diameter, cable	8.0 – 10.0 mm
Termination type	screw connection
Termination cross section, AWG	24 - 18
Termination cross section, mm ²	0.25 – 0.75 mm ²

Mechanical properties

Mating cycles	≥ 100
Tightening torque, locking nut	1.4 Nm

Electrical properties

Rated voltage	60 V
Contact resistance	≤ 3 mΩ
Insulation resistance	≥ 100 MΩ
Proof voltage, contact-contact	≥ 1.0 kV
Proof voltage, contact-housing	≥ 1.0 kV
Rated current	4 A
Overvoltage category	II
Pollution degree	3


Materials

Contact carrier	PA
Contact carrier, inflammability class acc. to UL 94	V0
Contacts, base material	CuZn
Contacts, surface	Au
Locking nut	Die-cast zinc, Ni plated
Grip body	Die-cast zinc, Ni plated
Sealing	NBR / FKM

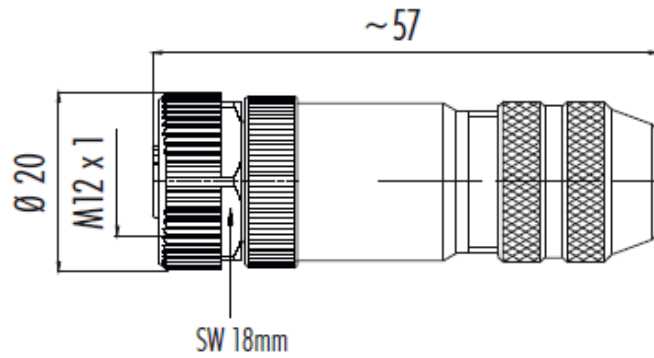
Standards

Product standard	M12-Connector acc. to DIN EN 61076-2-101
------------------	--

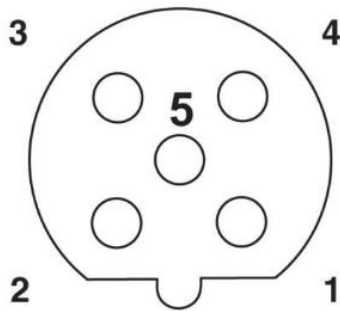
Creator: MANA2/PDP Released: IVSE1/PDP	Document: DB22260889EN Version: 05	Page 1 of 2
---	---------------------------------------	-------------

22260889	DATA SHEET	
Valid from: 12.09.2019	AB-C5-M12FSB-PG11-SH-AU	

Drawings



Pin assignment



Note

Photographs are not true to scale and do not represent detailed images of the respective products.

Creator: MANA2/PDP Released: IVSE1/PDP	Document: DB22260889EN Version: 05	Page 2 of 2
---	---------------------------------------	-------------