


22260347	DATA SHEET	
Valid from: 17.09.2018	AB-C4-M12MS-(L*)PUR-M8FS	

Description

- Sensor / actuator cable, 4-pins, PUR halogen-free, black grey RAL 7021
- Straight M12-plug on straight M8-jack



General characteristics

Number of pins	4
Ambient temperature	-40 to +80 °C (-40°F to 176°F) (cable, fixed installation) -25 to +80 °C (-13°F to 176°F) (cable, movable installation)
Degree of protection	IP 65 / IP 67 / IP 68
Coding	A-standard

Variants

Material	Description	Length (L*) [m]	Configuration
22260347	AB-C4-M12MS-0.3PUR-M8FS	0.3	Straight – straight
22260349	AB-C4-M12MS-0.6PUR-M8FS	0.6	Straight – straight
22260350	AB-C4-M12MS-1.0PUR-M8FS	1	Straight – straight
22260348	AB-C4-M12MS-2.0PUR-M8FS	2	Straight – straight
22260924	AB-C4-M12MS-5,0PUR-M8FS	5	Straight – straight

Electrical properties

Rated voltage	30 V
Rated current at 40 °C	4 A
Over voltage category	II
Pollution degree	3

Mechanical properties


Plug & jack

Inflammability class according to UL 94	HB
Contact	CuSn
Contact surface	Ni / Au
Contact carrier	TPU GF
Material, Knurl	Zinc diecasting, nickel-plated
Handle	TPU
Seal	NBR

Line

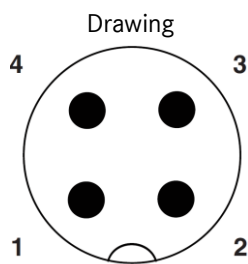
Cable construction	4x AWG24/32
Conductor diameter including isolation	1.17 mm ±0.02 mm
Cable outer diameter	4.4 mm ±0.15 mm
Core identification	Brown, White, Blue, Black
Sheath colour	Black grey, similar to RAL 7021

Creator: SHNA3/PDP Released: IVSE1/PDP	Document: DB22260347EN Version: 04	Page 1 of 2
---	---------------------------------------	-------------

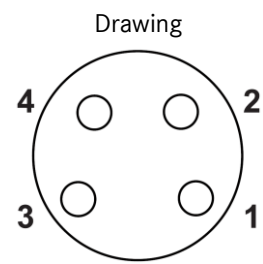
22260347	DATA SHEET	
Valid from: 17.09.2018	AB-C4-M12MS-(L*)PUR-M8FS	

Bending radius	44 mm
Number of bending cycle	4000000
Traveling distance	10 m
Travel speed	3 m/s
Acceleration	5 m/s ²
Cable weight	25 kg/km
Outer coating, material	PUR
Wire insulation, material	PP
Flame resistance	Acc. UL style 20549
Halogen-free	Acc. DIN VDE 0472 part 815
Oil resistance	Acc. DIN EN 60811-2-1

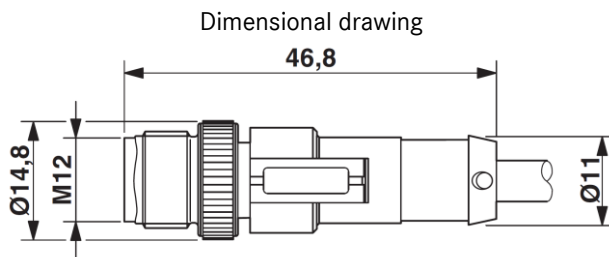
Technical drawing



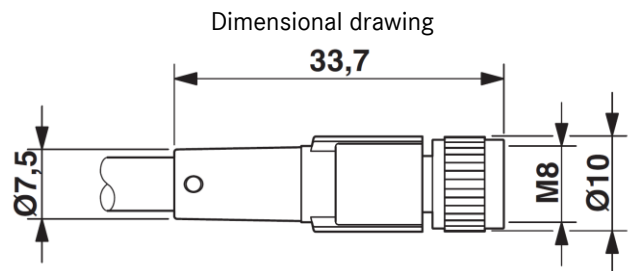
M12-plug, 4-pins, A-coding



M8-jack, 4-pins, A-coding

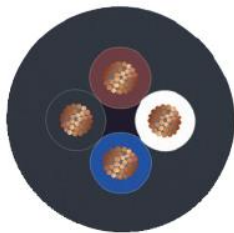


Plug M12 x 1, straight




Jack M8 x 1, straight

Wire cross section



Circuit diagram



Contact assignment in the M12-plug and the M8-jack

Application range

Automation, Tool shop, Mechanical Engineering and plant engineering

Note

Photographs are not true to scale and do not represent detailed images of the respective products.

Creator: SHNA3/PDP Released: IVSE1/PDP	Document: DB22260347EN Version: 04	Page 2 of 2
---	---------------------------------------	-------------