


2172380	<b>DATA SHEET</b>	
Valid from: 01.12.2021	<b>IE-6A-M12X-S-(L*)-P-4-26-7-RJ45</b>	

## Description

- Industrial Ethernet patchcord Cat.6<sub>A</sub>, shielded
- Straight M12-plug, x-coded and straight RJ45-plug
- Based on ETHERLINE® Cat.7 FLEX (2170934)



## General characteristics

Connection method, connector	M12-plug, x-coded RJ45-plug
Number of pins	8
Ambient temperature	-30°C to +70°C (-22°F to 158°F)
Degree of protection	IP 20 (RJ45) IP 65, IP 67 (M12, plugged and locked)
Shielding	Shielded
Tightening torque	1.0 Nm (M12-connector)
Colour coding (pin assignment)	TIA/EIA-568-B
Conformity	RoHS conform REACH conform LABS free

## Variation

Data sheet also valid for variant lengths. Other lengths available on request.

Article	Description	Length (L*) [m]
2172380	IE-6A-M12X-S-0,5-P-4-26-7-RJ45	0.5
2172381	IE-6A-M12X-S-1-P-4-26-7-RJ45	1
2172382	IE-6A-M12X-S-2-P-4-26-7-RJ45	2
2172383	IE-6A-M12X-S-3-P-4-26-7-RJ45	3
2172384	IE-6A-M12X-S-5-P-4-26-7-RJ45	5
2172385	IE-6A-M12X-S-7-P-4-26-7-RJ45	7
2172386	IE-6A-M12X-S-10-P-4-26-7-RJ45	10
2172387	IE-6A-M12X-S-15-P-4-26-7-RJ45	15
2172388	IE-6A-M12X-S-20-P-4-26-7-RJ45	20

## Electrical properties

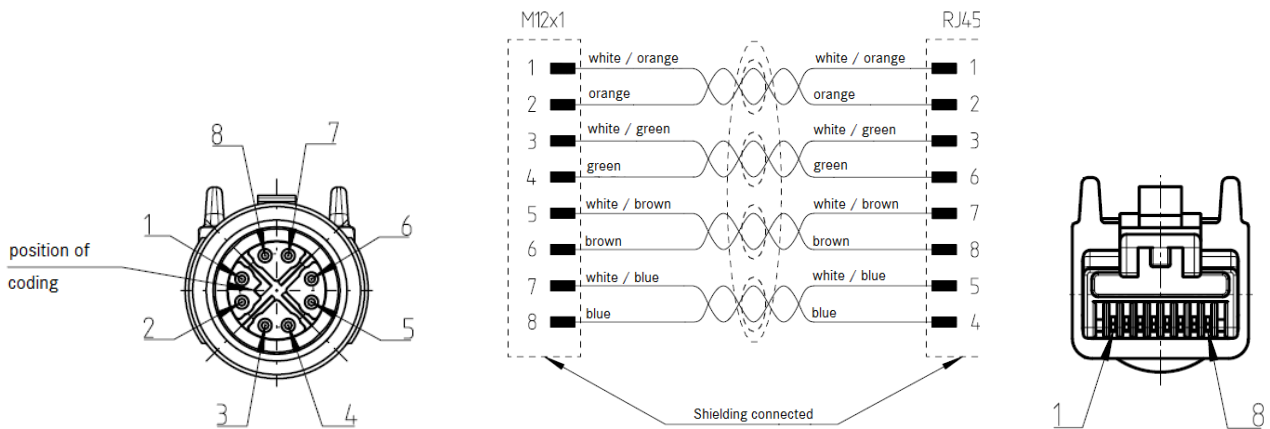
Rated voltage (max.)	50 V
Rated current at 40 °C	0.5 A
Pollution degree	1 (RJ45) 3 (M12, plugged and locked)

## Transmission characteristics

Category (acc. ISO/IEC 11801)	6 <sub>A</sub>
-------------------------------	----------------

Creator: FELI1/FEJA1/PDP Released: IVSE1/PDP	Document: DB2172380EN Version: 04	Page 1 of 4
---	--------------------------------------	-------------

### Connector pin assignment



### Mechanical properties

#### M12-plug


Flammability class according to UL 94  
 Contact, material  
 Contact carrier, material  
 Housing, material  
 Knurl, material  
 Handle, material

TPU → HB  
 CuNi, gold plated  
 TPU, nature  
 Cu, nickel plated  
 Cu, nickel plated  
 TPU, black

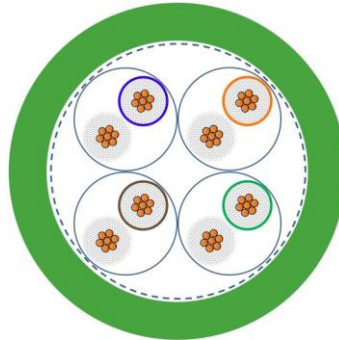
#### RJ45-plug

Flammability class according to UL 94  
  
 Contact, material  
 Housing & insert, material  
 2K-boot, plug protection, material  
 2K-boot, bend protection, material

PC → V0  
 TPE → HB  
 CuSn, gold plated  
 PC, crystal clear  
 TPE, black  
 TPE, black

2172380	<b>DATA SHEET</b>	
Valid from: 01.12.2021	<b>IE-6A-M12X-S(L*)-P-4-26-7-RJ45</b>	

**Cable (Lapp article number: 2170934)**



**Design**


Certification	E63634 cRUus AWM Style 21238 80°C 600V I/II A/B acc. to UL 758 & CSA C22.2 No.210
Conductor	stranded bare copper 26/7 AWG
Insulation	polyolefin (foamed) insulation-diameter: ca. 1.0 mm
Core identification code	pair 1: white/blue, pair 2: white/orange, pair 3: white/green, pair 4: white/brown (colored ring marking on the white cores is optional)
Stranding	2 cores stranded to pair, 4 pairs stranded to bundle
Pair screen	plastic laminated aluminium foil (overlapping)
Screen	braid of tinned copper wire (coverage ca. 70 %)
Outer sheath	PUR green, similar to RAL 6018 outer diameter: ca. 6.4 mm

**Electrical properties at 20°C**

Loop resistance	≤ 29 Ω/100 m
Insulation resistance	min. 5 GΩ x km
Mutual capacitance	nom. 46 nF/km
Characteristic impedance	100 Ω acc. to IEC 61156-6
Maximum operating voltage	100 V (not for power applications)
Test voltage	core/core: 2000 V core/screen: 2000 V

**Mechanical and thermal properties**

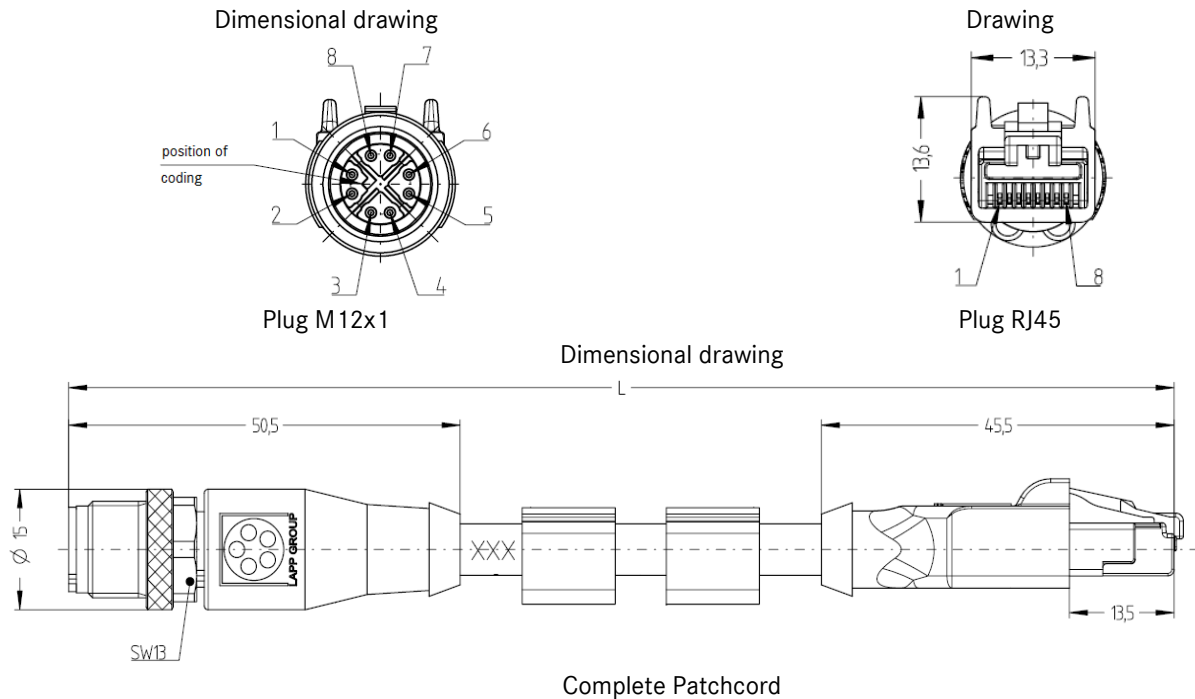
Minimum bending radius	fixed: 4 × outer diameter occasional flexing: 10 × outer diameter
Temperature range	fixed: -50 °C up to +80 °C occasional flexing: -40 °C up to +80 °C UL/CSA: 80 °C
Flammability	flame retardant acc. to IEC 60332-1-2 resp. EN 60332-1-2 HFT acc. to UL 1581 §1090
Halogen free	acc. to VDE 0472-815
UV resistance	acc. to ISO 4892-2, method A
Oil resistance	acc. to EN 50363-10-2

2172380	<b>DATA SHEET</b>	
Valid from: 01.12.2021	<b>IE-6A-M12X-S-(L*)-P-4-26-7-RJ45</b>	

### Standards / Approvals

Product standard, RJ45-connector	IEC 60603-7-51
Product standard, M12-connector	IEC 61076-2-109
Generic cabling for customer premises – General requirements	DIN EN 50173-1 ISO/IEC 11801-1

### Technical drawing



### Certification

Certified acc. to ECE R118

### Application range

Automation, industrial machinery and plant engineering

### Note

Photographs are not true to scale and do not represent detailed images of the respective products.