


2172371	DATA SHEET	
Valid from: 01.12.2021	IE-6A-RJ45-(L*)-P-4-26-7-OE	

Description

- Industrial Ethernet patchcords Cat.6A, shielded
- Straight RJ45-plug on free conductor end
- Based on ETHERLINE® Cat.7 FLEX (2170934)



General characteristics

Connection method, connector	RJ45-plug
Number of pins	8
Ambient temperature	-40°C to +70°C (-40°F to 158°F)
Degree of protection	IP 20
Shielding	Shielded
Colour coding (pin assignment)	TIA/EIA-568-B
Conformity	RoHS conform REACH conform LABS free

Variation

Data sheet also valid for variant lengths. Other lengths on request.


Article	Description	Length (L*) [m]
2172371	IE-6A-RJ45-0,5-P-4-26-7-OE	0.5
2172372	IE-6A-RJ45-1-P-4-26-7-OE	1
2172373	IE-6A-RJ45-2-P-4-26-7-OE	2
2172374	IE-6A-RJ45-3-P-4-26-7-OE	3
2172375	IE-6A-RJ45-5-P-4-26-7-OE	5
2172376	IE-6A-RJ45-7-P-4-26-7-OE	7
2172377	IE-6A-RJ45-10-P-4-26-7-OE	10
2172378	IE-6A-RJ45-15-P-4-26-7-OE	15
2172379	IE-6A-RJ45-20-P-4-26-7-OE	20

Electrical properties

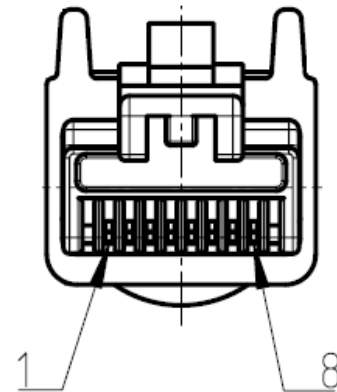
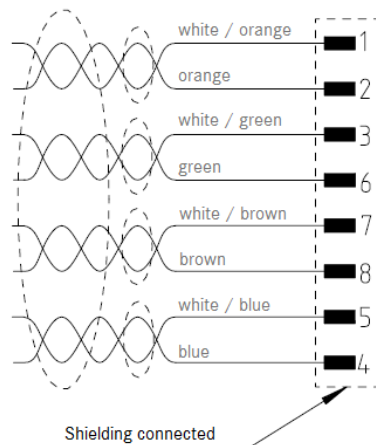
Rated voltage (max.)	50 V
Rated current at 40 °C	1 A
Pollution degree	1

Transmission characteristics

Category (acc. ISO/IEC 11801)	6A
-------------------------------	----

2172371	DATA SHEET	
Valid from: 01.12.2021	IE-6A-RJ45-(L*)-P-4-26-7-OE	

Connector pin assignment



Mechanical properties

RJ45-plug

Flammability class according to UL 94

Contact, material

Housing & insert, material

2K-boot, plug protection, material

2K-boot, bend protection, material

PC → V0

TPE → HB

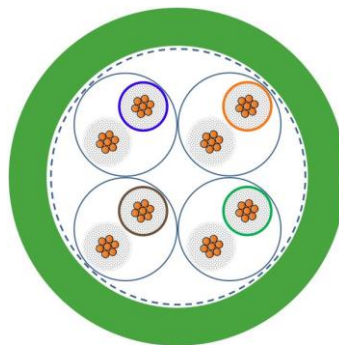
CuSn, gold plated

PC, crystal clear

TPE, black

TPE, black


Cable (Lapp article number: 2170934)



Design

Certification	E63634 cRUus AWM Style 21238 80°C 600V I/II A/B acc. to UL 758 & CSA C22.2 No.210
Conductor	stranded bare copper 26/7 AWG
Insulation	polyolefin (foamed) insulation-diameter: ca. 1.0 mm
Core identification code	pair 1: white/blue, pair 2: white/orange, pair 3: white/green, pair 4: white/brown (colored ring marking on the white cores is optional)
Stranding	2 cores stranded to pair, 4 pairs stranded to bundle
Pair screen	plastic laminated aluminium foil (overlapping)
Screen	braid of tinned copper wire (coverage ca. 70 %)
Outer sheath	PUR green, similar to RAL 6018 outer diameter: ca. 6.4 mm

Creator: FELI1/FEJA1/PDP Released: IVSE1/PDP	Document: DB2172371EN Version: 04	Page 2 of 3
---	--------------------------------------	-------------

2172371	DATA SHEET	
Valid from: 01.12.2021	IE-6A-RJ45-(L*)-P-4-26-7-OE	

Electrical properties at 20°C

Loop resistance	≤ 29 Ω/100 m	
Insulation resistance	min. 5 GΩ x km	
Mutual capacitance	nom. 46 nF/km	
Characteristic impedance	100 Ω acc. to IEC 61156-6	
Maximum operating voltage	100 V (not for power applications)	
Test voltage	core/core:	2000 V
	core/screen:	2000 V

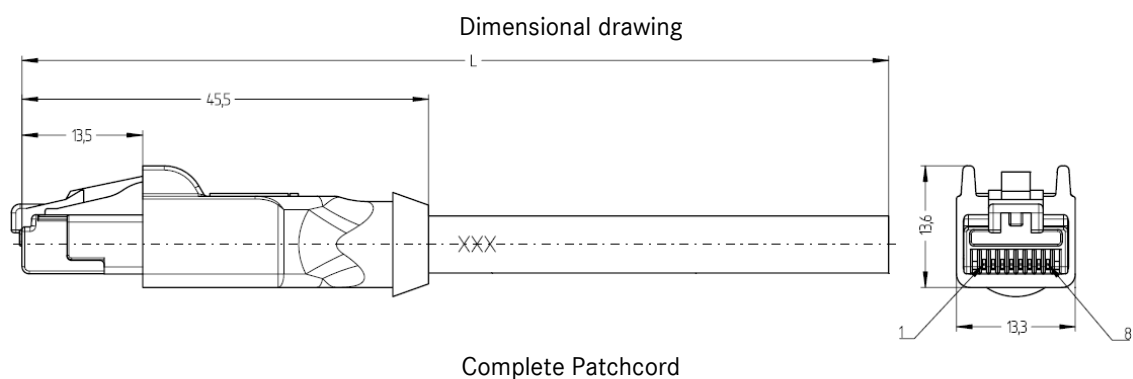
Mechanical and thermal properties

Minimum bending radius	fixed: 4 × outer diameter
	occasional flexing: 10 × outer diameter
Temperature range	fixed: -50 °C up to +80 °C
	occasional flexing: -40 °C up to +80 °C
	UL/CSA: 80 °C
Flammability	flame retardant acc. to IEC 60332-1-2 resp. EN 60332-1-2 HFT acc. to UL 1581 §1090
Halogen free	acc. to VDE 0472-815
UV resistance	acc. to ISO 4892-2, method A
Oil resistance	acc. to EN 50363-10-2

Standards / Approvals

Product standard, RJ45-connector	IEC 60603-7-51
Generic cabling for customer premises – General requirements	DIN EN 50173-1 ISO/IEC 11801-1

Technical drawing



Certification

Certified acc. to ECE R118

Application range

Automation, industrial machinery and plant engineering

Note

Photographs are not true to scale and do not represent detailed images of the respective products.

Creator: FELI1/FEJA1/PDP Released: IVSE1/PDP	Document: DB2172371EN Version: 04	Page 3 of 3
---	--------------------------------------	-------------