


2172237	DATA SHEET	
Valid from: 30.03.2021	IE-6-M12X-S-(L*)-P-4-26-FD-M12X-S	

Description

- Ethernet patchcords Cat.6, shielded
- For industrial ethernet and cable chain
- Consisting of 2x straight M12-plug



General characteristics

Connection method, connector	M12x1-plug, x-code
Number of pins	8
Ambient temperature	-30°C to +80°C (-22°F to 176°F) (fixed installation) -30°C to +70°C (-22°F to 158°F) (flexible installation)
Degree of protection	IP 65, IP 67 (M12 -plugged and locked)
Shielding	shielded
Tightening torque	1.0 Nm (M12-connector)

Variation

Article	Description	Length (L*) [m]
2172237	IE-6-M12X-S-0,5-P-4-26-FD-M12X-S	0.5
2172238	IE-6-M12X-S-1-P-4-26-FD-M12X-S	1
2172239	IE-6-M12X-S-2-P-4-26-FD-M12X-S	2
2172240	IE-6-M12X-S-3-P-4-26-FD-M12X-S	3
2172241	IE-6-M12X-S-5-P-4-26-FD-M12X-S	5
2172242	IE-6-M12X-S-7-P-4-26-FD-M12X-S	7
2172243	IE-6-M12X-S-10-P-4-26-FD-M12X-S	10
2172244	IE-6-M12X-S-15-P-4-26-FD-M12X-S	15
2172245	IE-6-M12X-S-20-P-4-26-FD-M12X-S	20

Additional note

Data sheet also valid for variant lengths. Other lengths on request.


Electrical properties

Rated voltage	50 VAC / 60 VDC
Rated current at 40 °C	0.5 A
Pollution degree	3 (M12 -plugged and locked)

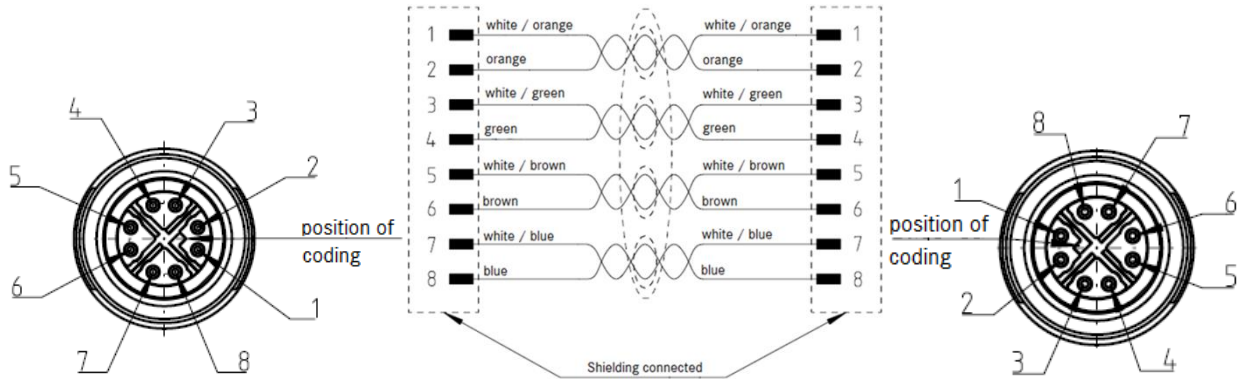
Transmission characteristics

Category (ISO)	6
----------------	---

Creator: FELI1/PDP Released: IVSE1/PDP	Document: DB2172237EN Version: 01	Page 1 of 3
---	--------------------------------------	-------------

2172237	DATA SHEET	
Valid from: 30.03.2021	IE-6-M12X-S-(L*)-P-4-26-FD-M12X-S	

Connector pin assignment



Mechanical properties

M12-plug

Inflammability class according to UL 94

Housing, material

Contact, material

Contact carrier, material

Knurl, material

Handle, material

Line (Lapp article number: 2170488)

Cable construction

Conductor diameter including isolation

Cable outer diameter

Insulation color

Sheath color

Type of pair shielding

Shielding

Bending radius

Number of bending cycle

Traveling distance

Travel speed

Acceleration

Cable weight

Outer coating, material

Wire insulation, material

Flame resistance

Oil resistance

TPU → HB

Cu, nickel plated

CuNi, gold plated

TPU, natur

Cu, nickel plated

TPU, black

4x2x AWG 26 / 19

0.98 mm

7.8 mm

white/blue, blue, white/orange, orange,
white/green, green, white/brown, brown

green, similar RAL 6018

Alufoil (overlapped)

Braid made of tinned copper wires

4 x cable outer diameter (fixed installation)

7.5 x cable outer diameter (flexible installation)

1.000.000

10 m

4 m/s

4 m/s²

63 kg/km

PUR

PP

acc. IEC 60332-1-2

acc. CSA FT1 und NEC VW-1

acc. CSA 22.2, 4 days/100 °C (212 °F)

Standards / Approvals


Product standard, M12-connector

IEC 61076-2-109

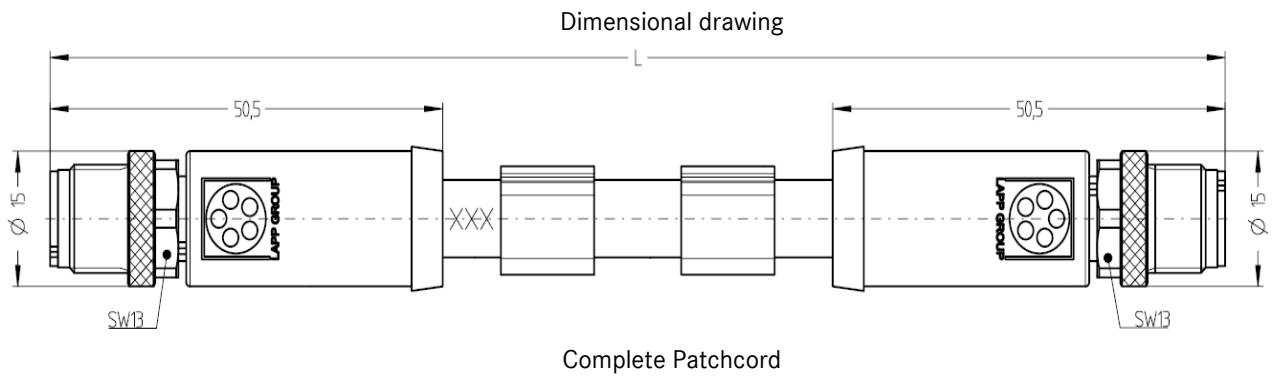
Generic cabling for customer premises – General requirements

ISO/IEC 11801

Creator: FELI1/PDP Released: IVSE1/PDP	Document: DB2172237EN Version: 01	Page 2 of 3
---	--------------------------------------	-------------

2172237	DATA SHEET	
Valid from: 30.03.2021	IE-6-M12X-S-(L*)-P-4-26-FD-M12X-S	

Technical drawing



Application range

Automation, industrial machinery and plant engineering

Note

Photographs are not true to scale and do not represent detailed images of the respective products.

Creator: FELI1/PDP Released: IVSE1/PDP	Document: DB2172237EN Version: 01	Page 3 of 3
---	--------------------------------------	-------------