


<b>2170241</b>	<b>DATA SHEET</b>	
<b>valid from: 21.06.2021</b>	<b>UNITRONIC® BUS EIB H 2x2x0.8</b>	


### Application

Field of use: Installation cable based on type J-Y(ST)Y acc. to VDE 0815 for installation in/on plaster, in damp and wet rooms

Characteristics: flame retardant, halogen free

Applications: designed for data transmission in the building management, in particular as bus cable for the European Installation Bus EIB as well as MSR cable in high-voltage systems

Approvals: EN 13501-6 and EN 50575 Classification of fire behaviour



### Design

Certification: EN 13501-6 and EN 50575 Classification of fire behaviour

Conductor: solid bare copper  
0.8 mm diameter

Insulation: LSZH  
core diameter: nom. 1.6 mm

Core identification code: pair 1: red/black, pair 2: white/yellow,

Stranding: 4 cores twisted to star quad  
on top:  
plastic tape (overlapping)

Screen: plastic laminated aluminum foil (AL surface inside, overlapping)  
with bare copper drain wire  
(0.4 mm diameter)

Braid:

Outer sheath: LSZH  
green, similar RAL 6018  
outer diameter: nom. 6.1

### Electrical properties at 20 °C

Loop resistance: max. 73,2 Ω/km

Insulation resistance: min. 100 MΩ x km

Mutual capacitance: 800 Hz: 100 nF/km

Inductance: 800 Hz: 0.65 mH/km

Capacitive coupling: 800 Hz: 300 pF/100 m


Characteristic impedance: 100 kHz: nom. 85 Ω (±10 Ω)  
1 MHz: nom. 75 Ω (±10 Ω)

Attenuation: 10 kHz: nom. 3.5 dB/km  
100 kHz: nom. 8 dB/km

Maximum operating voltage: 300 V (not for power applications)

Test voltage: core/core: 1000 V  
core/screen: 1000 V  
cable in water bath (5 min): 4000 V

Creator: KIOS / PDC	Document: DB2170241EN	Page 1 of 2
Released: ALTE / PDC	Version: 06	

2170241	<b>DATA SHEET</b>	
valid from: 21.06.2021	<b>UNITRONIC® BUS EIB H 2x2x0.8</b>	

### Mechanical and thermal properties

Minimum bending radius	fixed installation:	10 x outer diameter
Temperature range	fixed installation:	-30 °C up to +70 °C
Flammability	flame retardant acc. to IEC 60332-1-2 resp. EN 60332-1-2	
Halogen free	acc. to. IEC 60754-1 resp. EN 60754-1	
Corrosivity of gases	acc. to. IEC 60754-2 resp. EN 60754-2	
General requirements	These cables are conform to the EU-Directive 2011/65/EU (RoHS, Restriction of the use of certain hazardous substances) and the LV-Directive 2014/35/EU (Low voltage Directive). This cable is classified in accordance with the EU-Regulation no. 305/2011 (CPR).	
Environmental information	These cables meet the substance-specific requirements of the EU Directive 2011/65/EU (RoHS).	

Creator: KIOS / PDC	Document: DB2170241EN	Page 2 of 2
Released: ALTE / PDC	Version: 06	