


79020200	DATA SHEET	
Valid from: 29.08.2022	EPIC® H-B 6 TGH	

Description

- The smallest housing out of the H-B series.
- For inserts with high properties.



General Characteristics

Series	H-B 6
Version	Hood
Locking	Bolt for single lever
Cable entry	1x Straight, see table
Gland body	see table
Protection (DIN EN 60529)	IP 65 (latched)
Protection (NEMA 250, UL50E)	4, 12 (latched)
Temperature Range	-40°C to +100°C, short term up to +125°C

Materials / Surfaces

Housing	Aluminium alloy, powder-coated, grey
Lever	Steel, zinc-plated
Gland body	brass, nickel-plated

Approvals

VDE-Approval, VDE-REG.-Nr.	B437
UL-Approval, E-File-Number	E75770


Standard

Safety Standard	IEC 61984, UL 1977
-----------------	--------------------

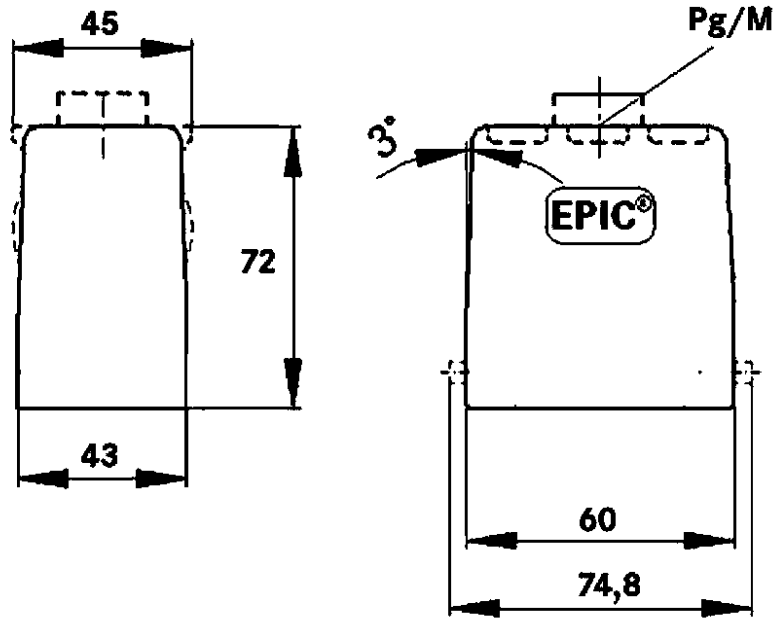
Versions

Article number	Article description	Cable entry	Gland body
70020200	EPIC® H-B 6 TGH 21 ZW	Pg 21	Yes
70020400	EPIC® H-B 6 TGH 29 ZW	Pg 29	Yes
79020000	EPIC® H-B 6 TGH M16	M16	No
79020100	EPIC® H-B 6 TGH M20	M20	No
79020200	EPIC® H-B 6 TGH M25	M25	No
79020400	EPIC® H-B 6 TGH M32	M32	No


Creator: BEGE1/PDP Released: IVSE1/PDP	Document: DB79020200DE Version: 02	Page 1 of 2
---	---------------------------------------	-------------

79020200	DATA SHEET	
Valid from: 29.08.2022	EPIC® H-B 6 TGH	

Technical Drawings



Automation



Industrial machinery and plant engineering



Mechanical resistance



Robust



Waterproof

Application range

Plant engineering, Control engineering, Plastics industry

Remark

Photographs are not to scale and do not represent detailed images of the respective products.

Creator: BEGE1/PDP Released: IVSE1/PDP	Document: DB79020200DE Version: 02	Page 2 of 2
---	---------------------------------------	-------------