


75009632	DATA SHEET	
Valid from: 24.04.2019	EPIC® KIT H-A 16 BS H-A 16 AG LB	

Description

- H-A inserts, easy to service, with screw termination up to 2.5 mm² wire cross section
- The small H-A is used whenever there is minimal space
- Easy cable connection with straight cable entry in the contacts.
- Optimally matched components
- Reduced ordering effort
- No wrong orders



Components of the combination

Article number of the combination	75009632
Housing	H-A 16 Ag Lb (10462000)
Insert	H-A 16 BS (10531000)

General characteristics

Series	H-A 16
Version	Female
Connection type	Screw termination
Pin-arrangement	16 + PE
Contact diameter	2,5 mm
Termination cross section	Screw termination: 0,5 – 2,5 mm ²
Degree of protection (DIN EN 60529)	IP 65 (latched)
Degree of protection (NEMA 250/UL 50E)	12, 4 (latched)
Cycles of mechanical operation	100
Temperature range	-40°C to +125°C, short term up to +125


Materials and surfaces

Housing	Zinc die-casting
Housing, surface	Powder-coating, grey
Insert	PBT
Contact, base material	Copper alloy
Contact, surface	Hard-silver

Electrical characteristics

Rated Voltage, IEC	400 V
Rated Voltage, UL	600 V
Rated Voltage, CSA	600 V
Rated Impulse Voltage	4 kV
Rated Current, IEC	16 A
Rated Current, UL	16 A
Rated Current, CSA	16 A
Contact Resistance	1,5 - 4 mOhm
Degree of Soiling	3

Creator: JOKR1/PDP Released: IVSE1/PDP	Document: DB75009632EN Version: 02	Page 1 of 3
---	---------------------------------------	-------------

75009632	DATA SHEET	
Valid from: 24.04.2019	EPIC® KIT H-A 16 BS H-A 16 AG LB	

Approvals

VDE-Approval, VDE-REG.-Nr.
UL File Number

B437
E75770



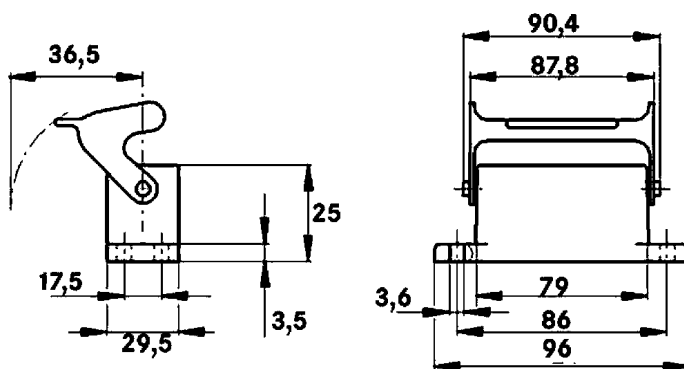
Standards

Safety Standard

IEC 61984; UL 1977; CSA-C22.2 182.3

Technical Drawings :

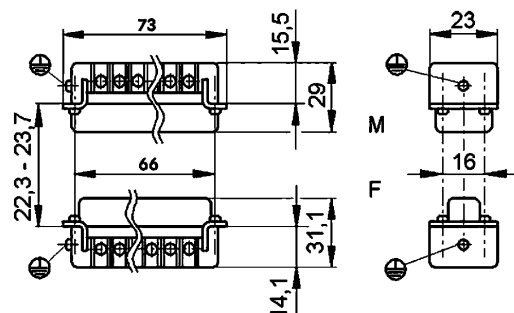

Housing




Insert

Pin assignment :

Dimensions :



75009632	DATA SHEET	
Valid from: 24.04.2019	EPIC® KIT H-A 16 BS H-A 16 AG LB	



Industrial machinery and plant engineering



Mechanical resistance



Robust



Waterproof



Assembly time



Space requirement

Info

Compact, robust metal housings size H-A 16
 Robust power supply connector
 Straight cable entry into the contacts

Application range

Machine and equipment manufacturing
 Control engineering
 Electronic laboratory

Remark

Photographs are not to scale and do not represent detailed images of the respective products.

Creator: JOKR1/PDP Released: IVSE1/PDP	Document: DB75009632EN Version: 02	Page 3 of 3
---	---------------------------------------	-------------