


70450400	DATA SHEET	
Valid from: 17.09.2018	EPIC® H-A 10 TBFH-LB	

Description

- These connectors are attractive because of their compact housing.
- Small and space-saving for narrow available space



General characteristics

Series	H-A 10
Version	Cable coupler hood, high version
Locking	single lever
Cable entry	straight
Gland body installed	yes
Gland body, thread	PG 21
Protection (DIN EN 60529)	IP 65 (latched)
Protection (NEMA 250, UL50E)	4, 12 (latched)
Temperature range	-40°C to +100°C, short-term up to +125°C

Materials and surfaces

Housing	Aluminium alloy, powder-coated, grey
Gland body	Brass, nickel-plated
Lever	Steel, zinc-plated
Gasket	NBR


Approvals

VDE-Approval, VDE-REG.-Nr.	B437
----------------------------	------

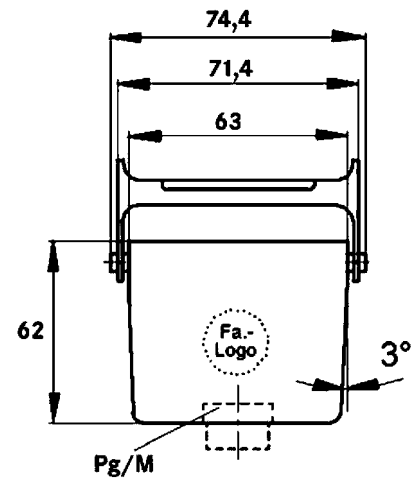
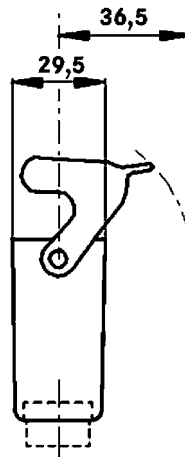
Standards

Safety Standard	IEC 61984
-----------------	-----------

Creator: MANA2/PDP Released: IVSE1/PDP	Document: DB70450400EN Version: 01	Page 1 of 2
---	---------------------------------------	-------------

70450400	DATA SHEET	
Valid from: 17.09.2018	EPIC® H-A 10 TBFH-LB	

Drawings



Industrial machinery and plant engineering



Mechanical resistance



Robust



Waterproof

Info

Compact, robust metal housings size H-A 10

Application range

Machine and equipment manufacturing
Control engineering
Electronic laboratory

Remark

Photographs are not to scale and do not represent detailed images of the respective products.

Creator: MANA2/PDP Released: IVSE1/PDP	Document: DB70450400EN Version: 01	Page 2 of 2
---	---------------------------------------	-------------