

| | | |
|---------------------------|---------------------------|---|
| 44423060 | DATA SHEET |  |
| Valid from: 17.09.2018 | EPIC® M17 POWER F6 | |

Description:

Cable coupler straight
 SPEEDCON-Lock, M17
 Pin configuration: 3+PE, 5+PE, 6+PE; 7+PE, 3+PE+5
 Contact type: male/female, crimp
 Shielded: yes
 Cable diameter: 3,5 mm – 11 mm



Product variants:

| Article Number | Type | Pin configuration | PU |
|----------------|--------|-------------------|----------|
| 44423065 | female | 3+PE | 5 pieces |
| 44423060 | male | 3+PE | 5 pieces |
| 44423066 | female | 5+PE | 5 pieces |
| 44423061 | male | 5+PE | 5 pieces |
| 44423067 | female | 6+PE | 5 pieces |
| 44423062 | male | 6+PE | 5 pieces |
| 44423068 | female | 7+PE | 5 pieces |
| 44423063 | male | 7+PE | 5 pieces |
| 44423069 | female | 3+PE+5 | 5 pieces |
| 44423064 | male | 3+PE+5 | 5 pieces |

General Characteristics

| | |
|-------------------------------|---------------------------------|
| Connector Type | Cable coupler |
| Pin configuration | 3+PE; 5+PE; 6+PE; 7+PE; 3+PE+5 |
| Connector locking system | Speedcon |
| Cable diameter | 3,5 mm – 11 mm |
| Termination method | Crimp |
| upper temperature range | + 125 °C |
| lower temperature range | - 40 °C |
| Material contact | CuZn (brass) |
| Contact surface | Au (Gold) |
| Material insert | PA |
| Material housing | Zinc die-casting, nickel-plated |
| Seal | FPM |
| Protection class | IP 67 |
| Degree of soiling | 3 |
| Overvoltage category | III |
| Cycle of mechanical operation | >100 |

| | | |
|---|---------------------------------------|-------------|
| Creator: STKU3/PDP Released: IVSE1/PDP | Document: DB44423060EN Version: 01 | Page 1 of 7 |
|---|---------------------------------------|-------------|

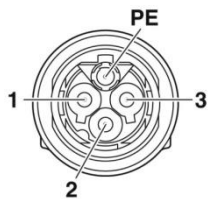
Version 3+PE

Electrical Characteristics:

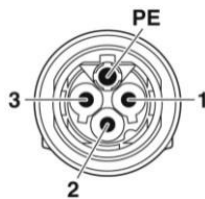
| | |
|---------------------------|--|
| Rated Voltage | 630 V |
| Rated Impulse Voltage | 6000 V |
| Rated Current (25°C) | 20 A |
| Contact diameter | 2 mm |
| Termination cross-section | 0,25 mm ² – 2,5 mm ² |

Pin configuration:

Female

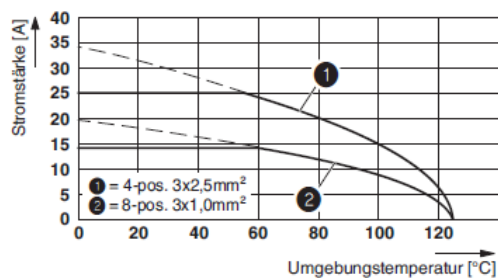


Male



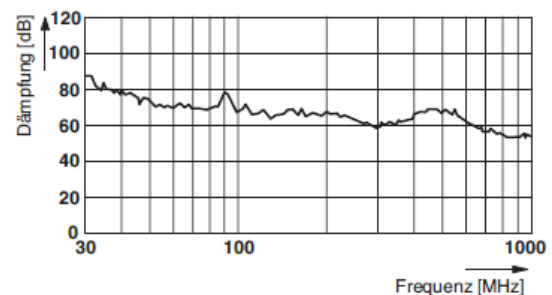
Derating:

Diagramm



Attenuation:

Diagramm



Suitable female contacts (contacts order separately)



Lapp Art. No. Description

| | |
|-----------|--|
| 44423120: | Crimpkontakt, machined, Contact diameter: 2 mm, Crimp range: 0,25 mm ² ...1 mm ² |
| 44423121: | Crimpkontakt, machined, Contact diameter: 2 mm, Crimp range: 1 mm ² ...2,5 mm ² |

Suitable male contacts (contacts order separately)



Lapp Art. No. Description

| | |
|-----------|--|
| 44423128: | Crimpkontakt, machined, Contact diameter: 2 mm, Crimp range: 0,25 mm ² ...1 mm ² |
| 44423129: | Crimpkontakt, machined, Contact diameter: 2 mm, Crimp range: 1 mm ² ...2,5 mm ² |

| | | |
|---------------------------|---------------------------|---|
| 44423060 | DATA SHEET |  |
| Valid from: 17.09.2018 | EPIC® M17 POWER F6 | |

Version 5+PE

Electrical Characteristics:

| | |
|---------------------------|--|
| Rated Voltage | 630 V |
| Rated Impulse Voltage | 6000 V |
| Rated Current (25°C) | 14 A |
| Contact diameter | 1 mm |
| Termination cross-section | 0,06 mm ² – 1,0 mm ² |

Pin configuration:

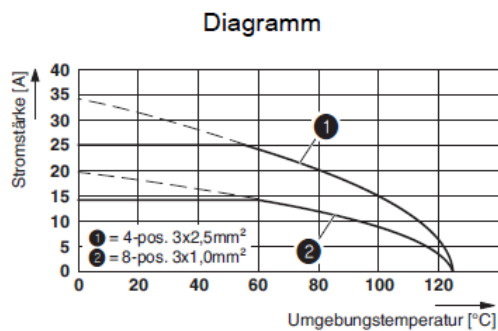
Female



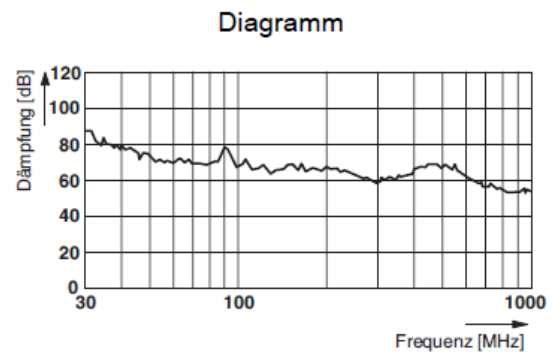
Male



Derating:



Attenuation:



Suitable female contacts (contacts order separately)



| Lapp Art. No. | Description |
|---------------|---|
| 44423122: | Crimpkontakt, machined, Contact diameter: 1 mm, Crimp range: 0,06 mm ² ...0,25 mm ² |
| 44423123: | Crimpkontakt, machined, Contact diameter: 1 mm, Crimp range: 0,34 mm ² ...0,5 mm ² |
| 44423124: | Crimpkontakt, machined, Contact diameter: 1 mm, Crimp range: 0,5 mm ² ...1 mm ² |

Suitable male contacts (contacts order separately)



| Lapp Art. No. | Description |
|---------------|---|
| 44423130: | Crimpkontakt, machined, Contact diameter: 1 mm, Crimp range: 0,06 mm ² ...0,25 mm ² |
| 44423131: | Crimpkontakt, machined, Contact diameter: 1 mm, Crimp range: 0,34 mm ² ...0,5 mm ² |
| 44423132: | Crimpkontakt, machined, Contact diameter: 1 mm, Crimp range: 0,5 mm ² ...1 mm ² |

| | | |
|---------------------------|---------------------------|---|
| 44423060 | DATA SHEET |  |
| Valid from: 17.09.2018 | EPIC® M17 POWER F6 | |

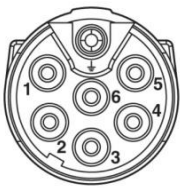
Version 6+PE

Electrical Characteristics:

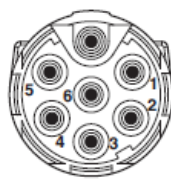
| | |
|---------------------------|--|
| Rated Voltage | 630 V |
| Rated Impulse Voltage | 6000 V |
| Rated Current (25°C) | 14 A |
| Contact diameter | 1 mm |
| Termination cross-section | 0,06 mm ² - 1,0 mm ² |

Pin configuration:

Female

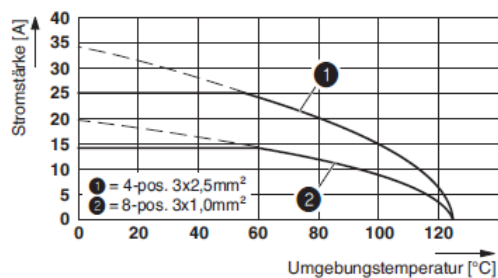


Male



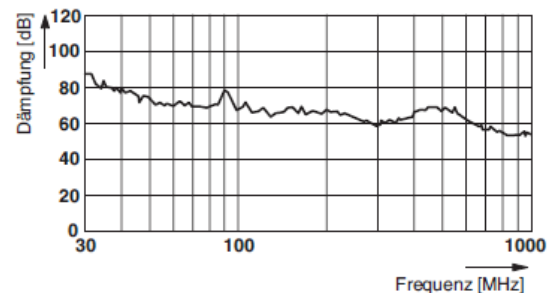
Derating:

Diagramm



Attenuation:

Diagramm



Suitable female contacts (contacts order separately)



| Lapp Art. No. | Description |
|---------------|---|
| 44423122: | Crimpkontakt, machined, Contact diameter: 1 mm, Crimp range: 0,06 mm ² ...0,25 mm ² |
| 44423123: | Crimpkontakt, machined, Contact diameter: 1 mm, Crimp range: 0,34 mm ² ...0,5 mm ² |
| 44423124: | Crimpkontakt, machined, Contact diameter: 1 mm, Crimp range: 0,5 mm ² ...1 mm ² |

Suitable male contacts (contacts order separately)



| Lapp Art. No. | Description |
|---------------|---|
| 44423130: | Crimpkontakt, machined, Contact diameter: 1 mm, Crimp range: 0,06 mm ² ...0,25 mm ² |
| 44423131: | Crimpkontakt, machined, Contact diameter: 1 mm, Crimp range: 0,34 mm ² ...0,5 mm ² |
| 44423132: | Crimpkontakt, machined, Contact diameter: 1 mm, Crimp range: 0,5 mm ² ...1 mm ² |

| | | |
|---------------------------|---------------------------|---|
| 44423060 | DATA SHEET |  |
| Valid from: 17.09.2018 | EPIC® M17 POWER F6 | |

Version 7+PE

Electrical Characteristics:

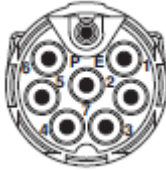
| | |
|---------------------------|--|
| Rated Voltage | 630 V |
| Rated Impulse Voltage | 6000 V |
| Rated Current (25°C) | 14 A |
| Contact diameter | 1 mm |
| Termination cross-section | 0,06 mm ² – 1,0 mm ² |

Pin configuration:

Female

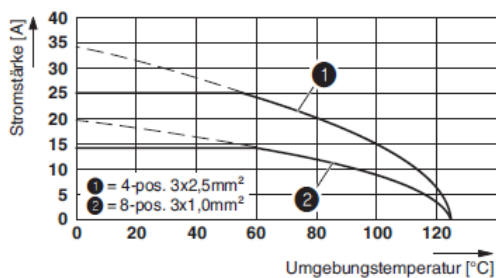


Male



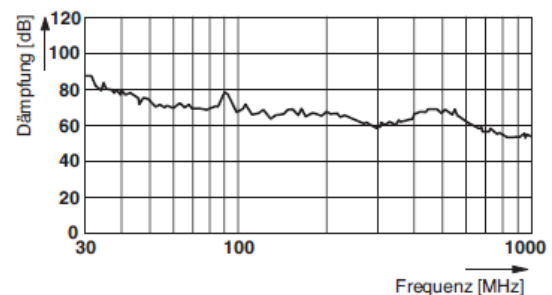
Derating:

Diagramm



Attenuation:

Diagramm



Suitable female contacts (contacts order separately)



| Lapp Art. No. | Description |
|---------------|---|
| 44423122: | Crimpkontakt, machined, Contact diameter: 1 mm, Crimp range: 0,06 mm ² ...0,25 mm ² |
| 44423123: | Crimpkontakt, machined, Contact diameter: 1 mm, Crimp range: 0,34 mm ² ...0,5 mm ² |
| 44423124: | Crimpkontakt, machined, Contact diameter: 1 mm, Crimp range: 0,5 mm ² ...1 mm ² |

Suitable male contacts (contacts order separately)



| Lapp Art. No. | Description |
|---------------|---|
| 44423130: | Crimpkontakt, machined, Contact diameter: 1 mm, Crimp range: 0,06 mm ² ...0,25 mm ² |
| 44423131: | Crimpkontakt, machined, Contact diameter: 1 mm, Crimp range: 0,34 mm ² ...0,5 mm ² |
| 44423132: | Crimpkontakt, machined, Contact diameter: 1 mm, Crimp range: 0,5 mm ² ...1 mm ² |

| | | |
|---|---------------------------------------|-------------|
| Creator: STKU3/PDP Released: IVSE1/PDP | Document: DB44423060EN Version: 01 | Page 5 of 7 |
|---|---------------------------------------|-------------|

| | | |
|---------------------------|---------------------------|---|
| 44423060 | DATA SHEET |  |
| Valid from: 17.09.2018 | EPIC® M17 POWER F6 | |

Version 3+PE+5

Electrical Characteristics

Rated Voltage
 Rated Impulse Voltage
 Rated Current (25°C)
 Contact diameter
 Termination cross-section

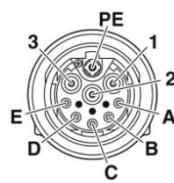
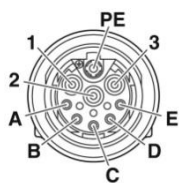
Power / Signal

630 V / 60 V
 6000 V / 1500 V
 14 A / 3, 6 A
 1 mm / 0, 6 mm
 0, 06 mm² – 1, 0 mm² / 0, 08 mm² – 0, 5 mm²

Pin configuration:

Female

Male



Suitable female contacts (contacts order separately)



| Lapp Art. No. | Description |
|---------------|--|
| 44423122: | Crimpkontakt, machined, Contact diameter: 1 mm, Crimp range: 0, 06 mm ² ...0, 25 mm ² |
| 44423123: | Crimpkontakt, machined, Contact diameter: 1 mm, Crimp range: 0, 34 mm ² ...0, 5 mm ² |
| 44423124: | Crimpkontakt, machined, Contact diameter: 1 mm, Crimp range: 0, 5 mm ² ...1 mm ² |
| 44423125: | Crimpkontakt, machined, Contact diameter: 0,6 mm, Crimp range: 0, 08 mm ² ...0,25 mm ² |
| 44423126: | Crimpkontakt, machined, Contact diameter: 0, 6 mm, Crimp range: 0, 14 mm ² ...0, 34 mm ² |
| 44423127: | Crimpkontakt, machined, Contact diameter: 0, 6 mm, Crimp range: 0, 34 mm ² ...0, 5 mm ² |

Suitable male contacts (contacts order separately)

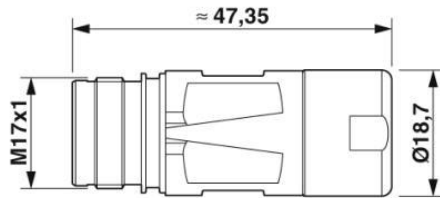


| Lapp Art. No. | Description |
|---------------|--|
| 44423130: | Crimpkontakt, machined, Contact diameter: 1 mm, Crimp range: 0, 06 mm ² ...0, 25 mm ² |
| 44423131: | Crimpkontakt, machined, Contact diameter: 1 mm, Crimp range: 0, 34 mm ² ...0, 5 mm ² |
| 44423132: | Crimpkontakt, machined, Contact diameter: 1 mm, Crimp range: 0, 5 mm ² ...1 mm ² |
| 44423133: | Crimpkontakt, machined, Contact diameter: 0, 6 mm, Crimp range: 0, 08 mm ² ...0, 25 mm ² |
| 44423134: | Crimpkontakt, machined, Contact diameter: 0, 6 mm, Crimp range: 0, 14 mm ² ...0, 34 mm ² |
| 44423135: | Crimpkontakt, machined, Contact diameter: 0, 6 mm, Crimp range: 0, 34 mm ² ...0, 5 mm ² |

| | | |
|---|---------------------------------------|-------------|
| Creator: STKU3/PDP Released: IVSE1/PDP | Document: DB44423060EN Version: 01 | Page 6 of 7 |
|---|---------------------------------------|-------------|

| | | |
|---------------------------|---------------------------|---|
| 44423060 | DATA SHEET |  |
| Valid from: 17.09.2018 | EPIC® M17 POWER F6 | |

Technical Drawings and Dimensions:



Two additionally seal enclosed:

1. clamping range 5,0 mm - 9,0 mm
2. clamping range 9,0 mm - 11,0 mm

Application range:

Servo drives and servo assemblies
Plant engineering, machinery manufacturing

Remark:

Photographs are not to scale and do not represent detailed images of the respective products.

| | | |
|---|---------------------------------------|-------------|
| Creator: STKU3/PDP Released: IVSE1/PDP | Document: DB44423060EN Version: 01 | Page 7 of 7 |
|---|---------------------------------------|-------------|