


19515200	DATA SHEET	
Valid from: 12.09.2022	EPIC® H-A 3 AGSV	

Description

- Compact housing for power supply in the smallest place.



General Characteristics

Series	H-A 3
Version	Panel mount base, angled
Locking	Single lever
Cable entry	1x lateral, see table
Cable gland	See table
Protection (DIN EN 60529)	IP 65 (latched)
Protection (NEMA 250, UL50E)	4, 12 (latched)
Temperature Range	-40°C to +100°C, short term up to +125°C

Materials / Surfaces

Housing	PA
Locking	Steel, zinc-plated
Sealing	NBR
Flammability Class according to UL94	HB

Approvals

VDE-Approval, VDE-REG.-Nr.	B437
UL-Approval, E-File-Number	E75770


Standard

Safety Standard	DIN EN 60529
-----------------	--------------

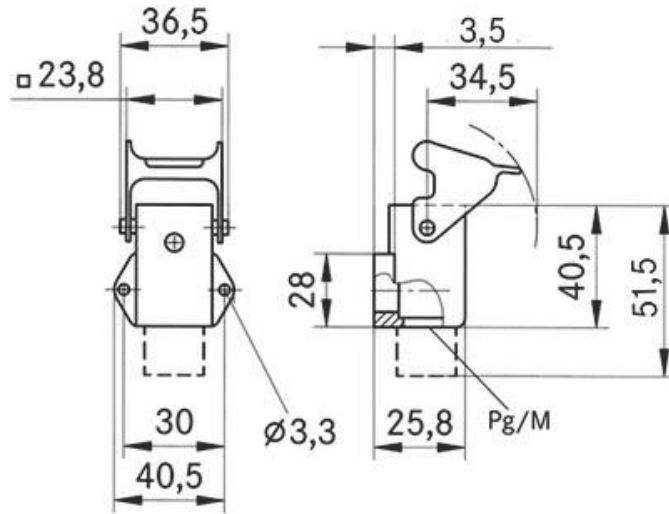
Versions

Article number	Article description	Cable entry	Cable gland	Color
19515200	EPIC® H-A 3 AGSV M20 U.O.	M20	No	Grey (RAL 7035)

Creator: BEGE1/PDP Released: IVSE1/PDP	Document: DB19515200EN Version: 02	Page 1 of 2
---	---------------------------------------	-------------

19515200	DATA SHEET	
Valid from: 12.09.2022	EPIC® H-A 3 AGSV	

Technical Drawings



Industrial machinery and plant engineering



Mechanical resistance



Robust



Waterproof

Application range

Machine and equipment manufacturing, control engineering, electronic laboratory

Remark

Photographs are not to scale and do not represent detailed images of the respective products.

Creator: BEGE1/PDP Released: IVSE1/PDP	Document: DB19515200EN Version: 02	Page 2 of 2
---	---------------------------------------	-------------