


19426000	DATA SHEET	
Valid from: 12.09.2022	EPIC® H-A 3 TG	

Description

- Compact housing for power supply in the smallest place.



General Characteristics

Series	H-A 3
Version	Hood
Locking	Bolts for single lever
Cable entry	1x straight, see table
Cable gland	See table
Protection (DIN EN 60529)	IP 65 (latched)
Protection (NEMA 250, UL50E)	4, 12 (latched)
Temperature Range	-40°C to +100°C, short term up to +125°C

Materials / Surfaces

Housing	PA
Pressure screw	PA
Pressure washer	Steel, zinc-plated
Sealing ring	NBR (Pg 11), CR (M20)
Flammability Class according to UL94	HB

Approvals

VDE-Approval, VDE-REG.-Nr.	B437
UL-Approval, E-File-Number	E75770


Standard

Safety Standard	DIN EN 60529
-----------------	--------------

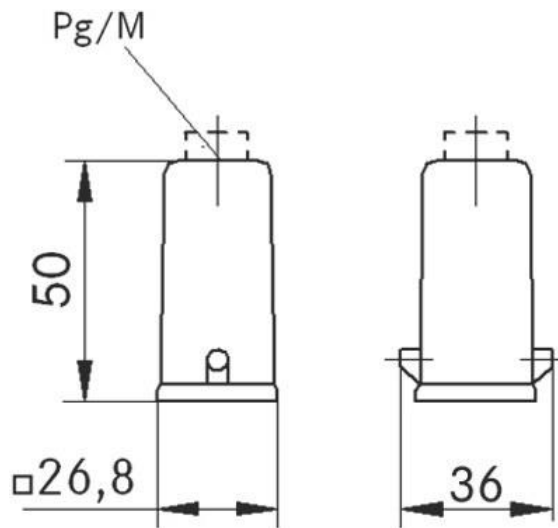
Versions

Article number	Article description	Cable entry	Cable gland	Color
10425500	EPIC® H-A 3 TGV 11 BK	Pg 11	No	Black (RAL 9005)
10426000	EPIC® H-A 3 TGV 11	Pg 11	No	Grey (RAL 7035)
10426400	EPIC® H-A 3 TGV 11 KPL	6.5 - 12 mm	Yes	Grey (RAL 7035)
10426700	EPIC® H-A 3 TGV 11 KPL BK	6.5 - 12 mm	Yes	Black (RAL 9005)
19425500	EPIC® H-A 3 TGV M20 BK	M20	No	Black (RAL 9005)
19426000	EPIC® H-A 3 TGV M20	M20	No	Grey (RAL 7035)

Creator: BEGE1/PDP Released: IVSE1/PDP	Document: DB19426000EN Version: 02	Page 1 of 2
---	---------------------------------------	-------------

19426000	DATA SHEET	
Valid from: 12.09.2022	EPIC® H-A 3 TG	

Technical Drawings



Industrial machinery and plant engineering



Mechanical resistance



Robust



Waterproof

Application range

Machine and equipment manufacturing, control engineering, electronic laboratory

Remark

Photographs are not to scale and do not represent detailed images of the respective products.

Creator: BEGE1/PDP Released: IVSE1/PDP	Document: DB19426000EN Version: 02	Page 2 of 2
---	---------------------------------------	-------------