


10440000	<b>DATA SHEET</b>	
Valid from: 18.09.2020	<b>EPIC® H-A 10 SS / H-A 10 BS</b>	

## Description

- H-A inserts with screw termination up to 2.5 mm<sup>2</sup> wire cross section.
- Slim connector insert for standard application.
- Easy to service screw connection.
- Universal for current and voltage transmission.



## General Characteristics

Series	H-A 10
Version	Male/Female ( Article 10441000)
Wire Protection	No
Number of Contacts	10+PE
Termination Methods	Screw termination: 0.5 - 2.5 mm <sup>2</sup> (2.5 mm <sup>2</sup> with conductor end sleeves depending on the crimping profile)
Protection (DIN EN 60529)	IP65, latched to the housing
Protection (NEMA 250, UL50E)	4, 12, latched to the housing
Temperature Range	-40°C to +100°C, short-term up to +125°C

## Mechanical Characteristics

Cycle of mechanical operation	100
-------------------------------	-----

## Electrical Characteristics

Rated Voltage, IEC	400 V
Rated Voltage, UL	600 V
Rated Voltage, CSA	600 V
Rated Impulse Voltage	4 kV
Rated Current, IEC	16 A
Rated Current, UL	14 A
Rated Current, CSA	16 A
Contact Resistance	1,5 - 4 mOhm
Degree of Soiling	3


## Materials and Surfaces

Contacts	Copper alloy, hard silver-plated
Insulating Body	PC
Flammability Class according to UL 94	V0

## Approvals

UL-Approval, E-File-Number	E75770
VDE-Approval, VDE-REG.-Nr.	B437

Creator: JOKR1/PDP Released: IVSE1/PDP	Document: DB10440000EN Version: 04	Page 1 of 3
---	---------------------------------------	-------------

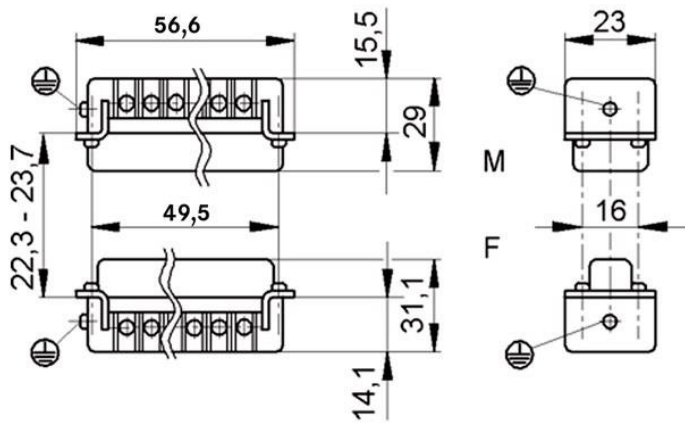
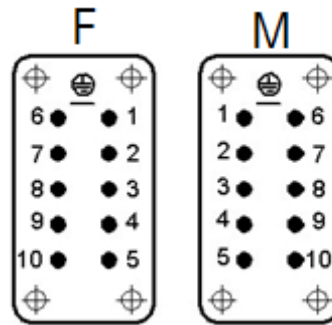
10440000	<b>DATA SHEET</b>	
Valid from: 18.09.2020	EPIC® H-A10 SS / H-A10 BS	


### Standard

Safety Standard

IEC 61984, UL 1977 CSA-C22.2 182.3

### Technical Drawings



10440000	<b>DATA SHEET</b>	
Valid from: 18.09.2020	<b>EPIC® H-A10 SS / H-A10 BS</b>	



Industrial machinery and plant engineering



Assembly time



Space requirement

### Info

Slim standard insert, easy to connect by screw  
Universal for current and voltage transmission

### Application range

Machine and equipment manufacturings  
Control engineering

Use for railway applications - Fire protection in rail vehicles: test in accordance with EN 45545-2. Requirement set R22 u. R23. Danger level HL1, HI2 u. HL3

### Remark

Photographs are not to scale and do not represent detailed images of the respective products.

Creator: JOKR1/PDP Released: IVSE1/PDP	Document: DB10440000EN Version: 04	Page 3 of 3
---	---------------------------------------	-------------