


10382400	DATA SHEET	
Valid from: 12.11.2019	EPIC[®] MCS 10 CM / MCB 10 CM	

Description

- The mixed assembly guarantees high flexibility. For applications in mechanical and plant engineering, for printing machines and slide-in technology.
- Assembly of individual connectors, suitable for different applications



General Characteristics

Series	MC Module
Number of Contacts	10
Termination Methods	Crimp termination: 0.14 – 2.5 mm ²
Temperature Range	-40°C to +100°C, short-term up to +125°C

Artikel No.	Module	VPE
10382400	Male	10
10382500	Female	10

Mechanical Characteristics

Cycles of mechanical operation	100
--------------------------------	-----

Electrical Characteristics

Rated Voltage	IEC: 250 V (according to DIN EN 60664) UL: 600 V
Rated Current	max. 10 A
Contact resistance	< 2 mOhm
Pollution Degree	3

Materials and Surfaces

Contact	Copper alloy, hard silver-plated
Module	PA
Flammability Class according to UL 94	V0


Approvals

UL-Approval, E-File-Number	E75770
----------------------------	--------

Standard

Safety Standard	IEC 61984, UL 1977
-----------------	--------------------

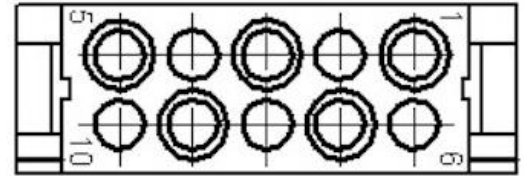
Creator: STKU3/PDP Released: IVSE1/PDP	Document: DB10382400EN Version: 02	Page 1 of 2
---	---------------------------------------	-------------

10382400	DATA SHEET	
Valid from: 12.11.2019	EPIC [®] MCS 10 CM / MCB 10 CM	

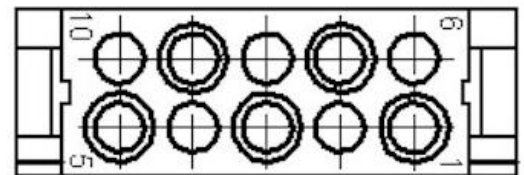
Technical Drawing



M



F



Automation



Industrial machinery and plant engineering



Wind Energy

Info

Power and signal modules can be used together in one housing

Application range

Plant engineering
Printing machines
Control engineering

Remark

Photographs are not to scale and do not represent detailed images of the respective products.

Creator: STKU3/PDP Released: IVSE1/PDP	Document: DB10382400EN Version: 02	Page 2 of 2
---	---------------------------------------	-------------