


22260974	DATA SHEET	
Valid from: 09.11.2018	AB-C3-(L*)PVC-M12FA-VA	

Product description

Sensor/actuator cable, 3-pos., PVC black, angled socket
M12 on free conductor end, stainless steel.

Product variations

Article number	Article description	Length (L*) [m]
22260974	AB-C3-5,0PVC-M12FA-VA	5
22260975	AB-C3-10,0PVC-M12FA-VA	10
22260981	AB-C3-25,0PVC-M12FA-VA	25

This datasheet is also valid for other length configurations. Other lengths upon request.

M12 connector


General properties

Coding	A
Protection degree	IP65/IP67/IP68
Number of contacts	3
Ambient temperature	-25 °C to +90 °C
Rated voltage	250 V
Rated current	4 A
Insulation resistance	≥ 100 MΩ
Volume resistance	≤ 5 mΩ
Overvoltage category	III
Pollution degree	3
Tightening torque	0.4 Nm
Mating cycles	100

Materials

Contact carrier	TPU GF
Contact carrier, inflammability class in accordance with UL 94	HB
Material, contacts	CuSn
Contact surface	Ni/Au
Material, grip body	TPU
Material, knurl	stainless steel
Material, sealing	NBR

Creator: MANA2/PDP Released: IVSE1/PDP	Document: DB22260974EN Version: 02	Page 1 of 3
---	---------------------------------------	-------------

22260974	DATA SHEET	
Valid from: 09.11.2018	AB-C3-(L*)PVC-M12FA-VA	


Cable

Signal line, construction	19 x 0.15 mm
Signal line, AWG	22
Conductor, material	stranded of bare copper wire
Conductor, cross-section	0.34 mm ²
Number of cores	3
Core identification code	brown (1), blue (2), black (4)
Outer diameter, core insulation	1.26 mm
Core insulation, material	PVC
Outer sheath	PVC
Outer sheath, color	black similar to RAL 9005
Outer diameter, cable	4.3 mm
Ambient temperature, fixed installation	-40 °C to +80 °C
Ambient temperature, flexing	-25 °C to +80 °C
Minimum bending radius, fixed installation	5 x cable diameter
Minimum bending radius, flexing	10 x cable diameter
Nominal voltage	≤ 300 V
Test voltage	≥ 2500 V
Flame retardance	flame retardant acc. to UL-Style 2464

Standards/Approvals

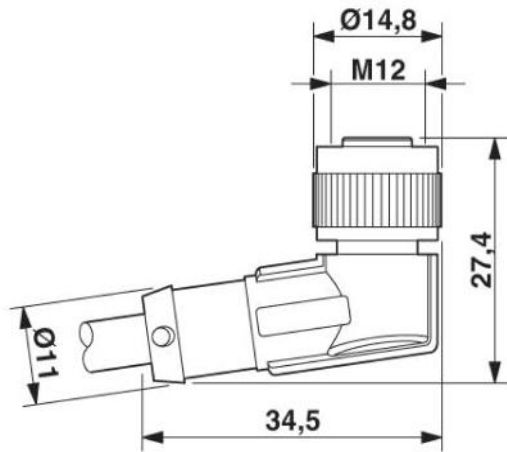
Product standard, M12 connector	IEC 61076-2-101
UL-listed, E-File	E249137

Creator: MANA2/PDP Released: IVSE1/PDP	Document: DB22260974EN Version: 02	Page 2 of 3
---	---------------------------------------	-------------


22260974	DATA SHEET	
Valid from: 09.11.2018	AB-C3-(L*)PVC-M12FA-VA	

Drawings

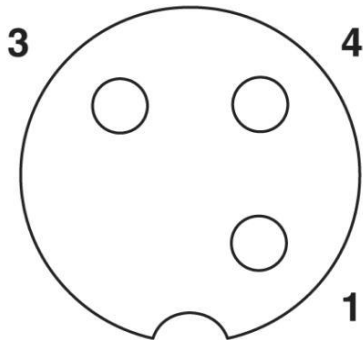
Dimensioned drawing, M12 connector



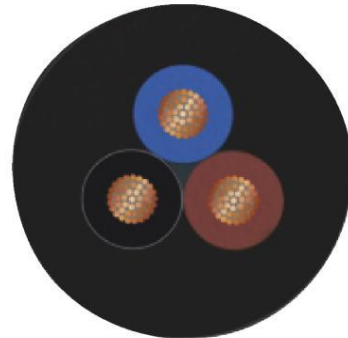
Wiring diagram



Pin assignment



Cable



Core identification code: brown (1), blue (2), black (4)

Note

Photographs are not true to scale and do not represent detailed images of the respective products.

Creator: MANA2/PDP Released: IVSE1/PDP	Document: DB22260974EN Version: 02	Page 3 of 3
---	---------------------------------------	-------------