
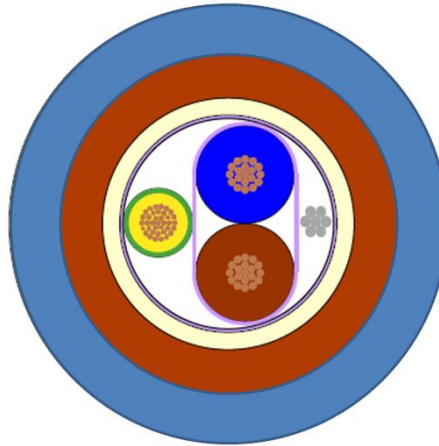


<b>2170353</b>	<b>DATA SHEET</b>	
<b>valid from:</b> <b>01.02.2019</b>	<b>UNITRONIC® BUS FF 3 ARM (BU)</b> <b>1X2X1.1 +1.1</b>	

### Application


FOUNDATION Fieldbus cable for use in Process Automation - UL-verified  
Used in intrinsically safe areas, especially in the field of Process Automatio. UL/CSA-approval.  
This cable has a special armouring which provides a safe solution taking mechanical stress etc. into account.  
Temperature range from -40 °C bis +80°C

### Design



Certification	cUL CMG - certified 75°C or CL2 FT4, Sun Res, Oil Res
Conductor	Stranded bare copper wire 41 X 0.16 ∅ approx. 1,1 mm
Insulation	LIY-wire Insulation of Polyvinylchloride (PVC) ∅ 2,0 mm (nominal value)
Core identification code	power cores: Insulation of irradiated Polyethylene (XLPE) ∅ 2,85 mm (nominal value) LIY-wire green/yellow
Stranding	power cores: blue and brown screened power pair (aluminium laminated foil) twisted together with LIY-wire to the core with aluminium laminated foil and drain wire Stranded tinned copper drain wire 0.5 mm <sup>2</sup>
Inner sheath	PVC, outer ∅: 7,0 mm ± 0,3 mm
Braid	protection tube/covering of Copper tape (thickness 0.25 mm) longitudinal welded, annular corrugated outer ∅: approx. 9,7 mm
Outer sheath	PVC, yellow, outer ∅: 12,3 mm ± 0,3 mm

Creator: TOST / PDC Released: ALTE / PDC	Document: DB2170353EN Version: 2	Page 1 of 2
---	-------------------------------------	-------------

<b>2170353</b>	<b>DATA SHEET</b>	
<b>valid from: 01.02.2019</b>	<b>UNITRONIC® BUS FF 3 ARM (BU) 1X2X1.1 +1.1</b>	

### Electrical properties at 20°C

Conductor resistance	max. 24 Ω/km
Specific volume resistivity	20 MΩ*km
Inductance	0.48 mH/km (1 kHz)
Capacitive coupling	conductor/conductor nom. 65 nF/km (1 kHz)
	conductor/screen nom. 135 nF/km (1 kHz)
Characteristic impedance	100 Ω (±20) (31.25 kHz)
Attenuation	nom. < 3,4 dB/km (39 kHz)
Peak operating voltage	300 V (not for power applications)
Test voltage	conductor/conductor 1500 V conductor/screen 1500 V

### Mechanical and thermal properties

Minimum bending radius	fixed use 5 x cable Ø repeated use 10 x cable Ø
Temperature range	- 25° C up to +80° C
Flammability	flame retardant acc. to UL1685 / CSA FT4 and IEC60332-3-24
UV resistance	Sunlight resistance acc. to UL1581 Sec. 1200
Oil resistance	nach UL1581 Sec.480 (60°)
General requirements	This cable is conform to the EU-Directive 2011/65/EU (RoHS, Restriction of the use of certain hazardous substances).

Creator: TOST / PDC	Document: DB2170353EN	Page 2 of 2
Released: ALTE / PDC	Version: 2	