


| | | |
|---------------------------|-----------------------------------|---|
| 75009635 | DATA SHEET |  |
| Valid from: 25.02.2019 | EPIC® Kit H-BE 6 SS TG M20 | |

Description

- Optimally matched components.
- H-BE inserts with screw termination up to 2.5 mm² connection cross-section.
- The possibility of using higher voltages and currents as well as high reliability characterizes the EPIC® H-BE series.
- Reduced order costs. No wrong orders.



Components

| | |
|--------------------------------|-------------------------------|
| Item number of the combination | 75009635 |
| Housing | EPIC® H-B 6 TG M20 (19011000) |
| Insert | EPIC® H-BE 6 SS DR (10190000) |


General characteristics

| | |
|-----------------------------|---|
| Insert | H-BE 6 |
| Gender | Male |
| Connection type | Screw termination |
| Connection cross-section | 0.5 – 2.5 mm ² |
| Wire protection | Yes |
| Number of contacts | 6 + PE |
| Contact diameter | 2,5 mm |
| Mating cycles | 500 |
| Temperature range | -40°C to +100°C, short-term up to +125 °C |
| Housing | Hood |
| Gland body | No |
| Cable entry | 1x straight |
| Locking | Bolt for single lever |
| Protection (DIN EN 60529) | IP 65 (mated and latched) |
| Protection (NEMA 250/UL50E) | 4 and 12 (mated and latched) |

Electrical characteristics

| | |
|-----------------------|----------|
| Rated voltage, IEC | 500 V |
| Rated voltage, UL | 600 V |
| Rated voltage, CSA | 600 V |
| Rated impulse voltage | 6 kV |
| Rated current, IEC | 16 A |
| Rated current, UL | 16 A |
| Rated current, CSA | 16 A |
| Contact resistance | < 2 mOhm |
| Degree of soiling | 3 |

| | | |
|---|---------------------------------------|-------------|
| Creator: BEGE1/PDP Released: IVSE1/PDP | Dokument: DB75009635EN Version: 02 | Page 1 of 3 |
|---|---------------------------------------|-------------|

| | | |
|---------------------------|-----------------------------------|---|
| 75009635 | DATA SHEET |  |
| Valid from: 25.02.2019 | EPIC® Kit H-BE 6 SS TG M20 | |

Materials/Surfaces

| | |
|--------------------------------------|---------------------------------------|
| Contacts | Copper alloy, hard silver plated |
| Insulating body | PC |
| Flammability class according to UL94 | V0 |
| Housing | Aluminium alloy, powder-coated (grey) |
| Locking | Steel, zinc-plated |
| Housing seal | - |
| Gland body | - |

Approvals

| | |
|----------------------------|--------|
| VDE-Approval, VDE-REG.-Nr. | B437 |
| UL File Nummer | E75770 |
| CSA File Nummer | 053004 |

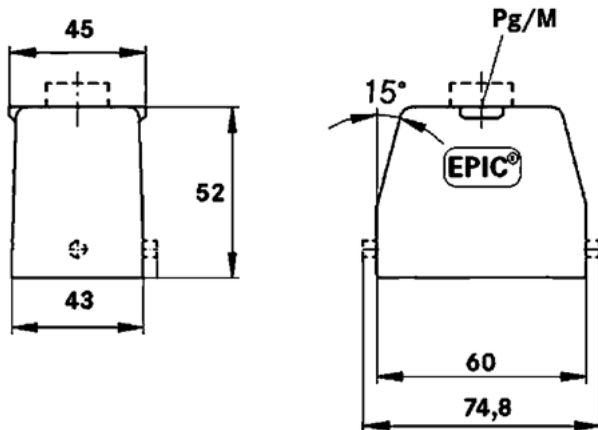



Standards

| | |
|------------------|-------------------------------|
| Safety standards | IEC 61984; UL 1977; CSA-C22.2 |
|------------------|-------------------------------|

Technical drawings

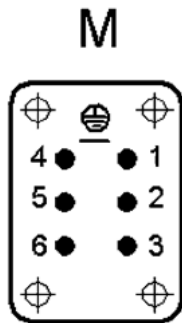
Housing dimensions



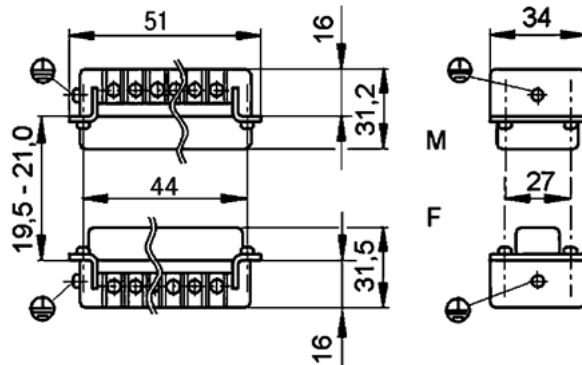
| | | |
|---------------------------|-----------------------------------|---|
| 75009635 | DATA SHEET |  |
| Valid from: 25.02.2019 | EPIC® Kit H-BE 6 SS TG M20 | |

Insert

Pin assignment



Dimensions



Automation



Industrial machinery and plant engineering



Mechanical resistance



Robust



Waterproof



Temperature-resistant

Info

Universal, robust metal housings

Multifunctional insert for versatile applications

Application range

Plant engineering, control engineering, plastics industry, light & sound technology

Remark

Photographs are not to scale and do not represent detailed images of the respective products.

| | | |
|---|---------------------------------------|-------------|
| Creator: BEGE1/PDP Released: IVSE1/PDP | Dokument: DB75009635EN Version: 02 | Page 3 of 3 |
|---|---------------------------------------|-------------|