


44429316	DATA SHEET	
Valid from: 17.09.2018	EPIC® LS1.5 A6	

Description

- Circular connectors for servomotors and power supply
- More power for servo motors
- With the proven vibrationsafe contacts
- EMC version for cables with large cross-sections



General Characteristics

Series	LS 1.5
Version	for female contacts
Pin configuration	3+PE+2 / 3+PE+4
Rated voltage (V)	630 V (3,6mm Contacts) 250 V (2mm Contacts)
Rated impulse voltage	6 kV (3,6mm Contacts) 4 kV (2mm Contacts)
Rated current (A)	70 A (3.6-mm contacts) at 25 °C 30 A (2-mm contacts) at 25 °C
Contacts	Gold plated brass
Number of contacts	3+PE+2 / 3+PE+4
Termination methods	Crimp termination: 0.75 - 10 mm ² (3.6 mm contacts) Crimp termination: 0.14 - 4.0 mm ² (2 mm contacts)
Protection	IP 67
Cycle of mechanical operation	50
Temperature range	-20°C to +125°C
Degree of soiling	3


Product Variations

Article- Number	Article	Fastening type	Pin configuration
Type LS1.5 A6 for female contacts			
44429316	EPIC® LS1.5 A6	Ø4,2mm (4x)	3+PE+2
44429317	EPIC® LS1.5 A6	Ø4,2mm (4x)	3+PE+4

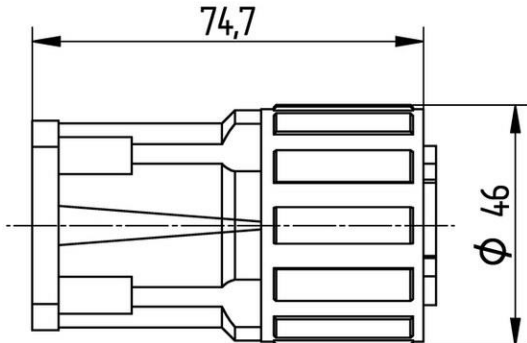
Materials and Surfaces

Housing	Nickel-plated zinc die-casting, nickel-plated brass
Insert	PA
Seal	FPM

Creator: MANA2/PDP Released: IVSE1/PDP	Document: DB44429316EN Version: 01	Page 1 of 2
---	---------------------------------------	-------------

44429316	DATA SHEET	
Valid from: 17.09.2018	EPIC® LS1.5 A6	

Technical Drawings



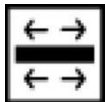
Wide clamping range



Industrial machinery and plant engineering



Mechanical resistance



Optimum strain relief



Robust



Waterproof

Application range

Plant engineering

Servo drives and servo assemblies

Remark

Photographs are not to scale and do not represent detailed images of the respective products.

Creator: MANA2/PDP Released: IVSE1/PDP	Document: DB44429316EN Version: 01	Page 2 of 2
---	---------------------------------------	-------------